



## SHUSH30 DOUBLE SIDED WORKSTATION - 2 PERSON - SCREEN HUNG TOPS - OAK

### Product Features





- Component based system
- The SHUSH30 screen range features a 30mm slimline screen with a square profile, powder coat frame and a full fabric pinnable surface with adjustable levelling feet
- The two height options - 1500mm or 1200mm - allow for privacy or communication between users
- Option of Black fabric with white frame or Grey fabric with black frame (Contact us today for a wider range of fabric colours)
- Use ceiling to workstation power poles and umbilicals to take power to the workstations neatly and safely (sold separately)
- Adjustable levelling feet
- Scallop Cut Out To Rear For Cable Access
- E0 Enviroboard Melamine Worksurface
- 3 Work Top Sizes, 750mm Depth Work Top Per User
- 5 Year Australian Warranty

---

**SKU:** SHUSH30 Double Sided Workstation -  
2 Person - Screen Hung Tops - Oak






## VARIATIONS

| Image  | SKU     | Price Description   | Work top size per user | Screen height | Screen colour                 |
|--|---------|---|------------------------|---------------|-------------------------------|
|    | SHUSH30 | Double Sided Workstation<br>- 2 Person - Screen Hung Tops - Oak | 1200mm W<br>x 750mm D  | 1200mm        | Black Fabric with White Frame |
|   | SHUSH30 | Double Sided Workstation<br>- 2 Person - Screen Hung Tops - Oak | 1200mm W<br>x 750mm D  | 1200mm        | Grey Fabric with Black Frame  |
|  | SHUSH30 | Double Sided Workstation<br>- 2 Person - Screen Hung Tops - Oak | 1200mm W<br>x 750mm D  | 1500mm        | Black Fabric with White Frame |
|  | SHUSH30 | Double Sided Workstation<br>- 2 Person - Screen Hung Tops - Oak | 1200mm W<br>x 750mm D  | 1500mm        | Grey Fabric with Black Frame  |



| Image  | SKU     | Price Description   | Work top size per user | Screen height | Screen colour                 |
|--|---------|---|------------------------|---------------|-------------------------------|
|    | SHUSH30 | Double Sided Workstation<br>- 2 Person - Screen Hung Tops - Oak | 1500mm W<br>x 750mm D  | 1200mm        | Black Fabric with White Frame |
|    | SHUSH30 | Double Sided Workstation<br>- 2 Person - Screen Hung Tops - Oak | 1500mm W<br>x 750mm D  | 1200mm        | Grey Fabric with Black Frame  |
|   | SHUSH30 | Double Sided Workstation<br>- 2 Person - Screen Hung Tops - Oak | 1500mm W<br>x 750mm D  | 1500mm        | Black Fabric with White Frame |
|  | SHUSH30 | Double Sided Workstation<br>- 2 Person - Screen Hung Tops - Oak | 1500mm W<br>x 750mm D  | 1500mm        | Grey Fabric with Black Frame  |
|  | SHUSH30 | Double Sided Workstation<br>- 2 Person - Screen Hung Tops - Oak | 1800mm W<br>x 750mm D  | 1200mm        | Black Fabric with White Frame |



| Image   | SKU     | Price Description   | Work top size per user | Screen height | Screen colour                 |
|---|---------|---|------------------------|---------------|-------------------------------|
|   | SHUSH30 | Double Sided Workstation<br>- 2 Person - Screen Hung Tops - Oak | 1800mm W<br>x 750mm D  | 1200mm        | Grey Fabric with Black Frame  |
|   | SHUSH30 | Double Sided Workstation<br>- 2 Person - Screen Hung Tops - Oak | 1800mm W<br>x 750mm D  | 1500mm        | Black Fabric with White Frame |
|  | SHUSH30 | Double Sided Workstation<br>- 2 Person - Screen Hung Tops - Oak | 1800mm W<br>x 750mm D  | 1500mm        | Grey Fabric with Black Frame  |



## GALLERY IMAGES



## PRODUCT DESCRIPTION

The SHUSH30 is a slimline screen system that can create endless configurations. Create runs of any length. Use the 2 different screen heights to create privacy or encourage teamwork.

Create custom desk spaces using different size tops and a choice of leg frames. Use completely screen hung tops with no legs or use with Profile, Loop, Eternity, Span or DC-60 legs.



The SHUSH30 is a screen system that can create endless configurations. Create runs of back to back pods, mix and match heights and colours.

## Specifications

| SKU     | Width  | Depth | Thickness |
|---------|--------|-------|-----------|
| DST1275 | 1200mm | 750mm | 25mm      |
| DST1575 | 1500mm | 750mm | 25mm      |
| DST1875 | 1800mm | 750mm | 25mm      |





Q Office Furniture  
02 63 62 3530  
[enquiries@qof.com.au](mailto:enquiries@qof.com.au)  
[www.qof.com.au](http://www.qof.com.au)