

SHUSH30 DOUBLE SIDED WORKSTATION - 2 PERSON - LOOP LEG - OAK



Product Features

- Component based system
- The SHUSH30 screen range features a 30mm slimline screen with a square profile, powder coat frame and a full fabric pinnable surface with adjustable levelling feet
- The two height options - 1500mm or 1200mm - allow for privacy or communication between users
- Option of Black fabric with white frame or Grey fabric with black frame (Contact us today for a wider range of fabric colours)
- Use ceiling to workstation power poles and umbilicals to take power to the workstations neatly and safely (sold separately)
- Adjustable levelling feet
- Scallop Cut Out To Rear For Cable Access
- E0 Enviroboard Melamine Worksurface
- 3 Work Top Sizes, 750mm Depth Work Top Per User
- 5 Year Australian Warranty

SKU: SHUSH30 Double Sided Workstation -
2 Person - Loop Leg - Oak

VARIATIONS













Image	SKU	Price Description	Work top size per user	Screen height	Screen colour
	SHUSH30 Double Sided Workstation - 2 Person - Loop Leg - Oak		1200mm W x 750mm D	1200mm	Black Fabric with White Frame
	SHUSH30 Double Sided Workstation - 2 Person - Loop Leg - Oak		1200mm W x 750mm D	1200mm	Grey Fabric with Black Frame
	SHUSH30 Double Sided Workstation - 2 Person - Loop Leg - Oak		1200mm W x 750mm D	1500mm	Black Fabric with White Frame
	SHUSH30 Double Sided Workstation - 2 Person - Loop Leg - Oak		1200mm W x 750mm D	1500mm	Grey Fabric with Black Frame
	SHUSH30 Double Sided Workstation - 2 Person - Loop Leg - Oak		1500mm W x 750mm D	1200mm	Black Fabric with White Frame
	SHUSH30 Double Sided Workstation - 2 Person - Loop Leg - Oak		1500mm W x 750mm D	1200mm	Grey Fabric with Black Frame

Image	SKU	Price Description	Work top size per user	Screen height	Screen colour
	SHUSH30	Double Sided Workstation - 2 Person - Loop Leg - Oak	1500mm W x 750mm D	1500mm	Black Fabric with White Frame
	SHUSH30	Double Sided Workstation - 2 Person - Loop Leg - Oak	1500mm W x 750mm D	1500mm	Grey Fabric with Black Frame
	SHUSH30	Double Sided Workstation - 2 Person - Loop Leg - Oak	1800mm W x 750mm D	1200mm	Black Fabric with White Frame
	SHUSH30	Double Sided Workstation - 2 Person - Loop Leg - Oak	1800mm W x 750mm D	1200mm	Grey Fabric with Black Frame
	SHUSH30	Double Sided Workstation - 2 Person - Loop Leg - Oak	1800mm W x 750mm D	1500mm	Black Fabric with White Frame
	SHUSH30	Double Sided Workstation - 2 Person - Loop Leg - Oak	1800mm W x 750mm D	1500mm	Grey Fabric with Black Frame

GALLERY IMAGES



PRODUCT DESCRIPTION

The SHUSH30 is a slimline screen system that can create endless configurations. Create runs of any length. Use the 2 different screen heights to create privacy or encourage teamwork.

Create custom desk spaces using different size tops and a choice of leg frames. Use completely screen hung tops with no legs or use with Profile, Loop, Eternity, Span or DC-60 legs.

The SHUSH30 is a screen system that can create endless configurations. Create runs of back to back pods, mix and match heights and colours.

Specifications

SKU	Width	Depth	Thickness
DST1275	1200mm	750mm	25mm
DST1575	1500mm	750mm	25mm
DST1875	1800mm	750mm	25mm



Q Office Furniture
02 63 62 3530
enquiries@qof.com.au
www.qof.com.au