







**RAPID SPAN CORNER WORKSTATION
1500MM X 1500MM X 750MM D
UNIQUE SPAN LEG - MATCHING
PERFORATED MODESTY PANEL WITH
CORNER LEG**

Rapid Span Corner Workstation
1500mm x 1500mm x 750mm D x 730mm H
Unique Span Leg - Matching Perforated
Modesty Panel With Corner Leg
E0 Rated Melamine Board - 1 x 80mm Dia
Cable Entry Hole

SKU: RSCWS151575M

VARIATIONS

Image	SKU	Price Description	colour	Top colour
	RSCWS151575M BNO		Black	Oak
	RSCWS151575M		Black	White

Image	SKU	Price Description	colour	Top colour
	RSCWS151575M SNO		Brushed Silver	Oak
	RSCWS151575M		Brushed Silver	White
	RSCWS151575M WNO		White Satin	Oak
	RSCWS151575M		White Satin	White

GALLERY IMAGES

