

FM 16 TRAY MOBILE TOTE UNIT

MOBILE TOTE TRAY UNIT - 16 TRAYS

1440W x 470D x 800H

16 compartments, includes 16 x 13L tote trays

Heavy duty locking castors

Tray colour options: Yellow, Orange, Red, Green,
Blue, Black & White



SKU: FM 16 Tray Mobile Tote Unit





PRODUCT DESCRIPTION


18mm Commercial Melamine - E0 | 2mm ABS Edges

Additional sizes and colours available

Standard Colour Options.

[Click here for Printable PDF standard colour chart](#)






Polar White White Parchment Molekin



Ghostgum Aden Oyster Grey Fox



Tornado Lava Grey Moose Fossil



Bottalion Charcoal Black



Alaskan Milkwood Seasoned Oak Oyster Linea




Dansk Maple Raw Birchply Silver Ash Young Beech




Rock Maple Curly Birch Elegant Oak Select Beech



Sublime Teak Classic Oak Rural Oak Natural Walnut



Lustrous Elm Licorice Linea Milano Walnut Jannah Legno



Zircowalke Fox Teakwood New Graphite BurntJed Wood



Olympia Blue



Olympia Yellow Mandarin Pillarbox July

