



ADJUSTABLE T LEG RECTANGLE TABLE

- Sebel Performance Edge™ – Tamper-resistant injection moulded polypropylene edge.
- Light in weight for easy manoeuvrability with excellent stability and durability.
- All welded steel frame finished with a durable powder coat.
- Performance Edge™ provides better arm and elbow support.
- Sturdy, height adjustable frame.
- Available with or without drawers.

SKU: N/A

VARIATIONS

Image	SKU	Price	Description	Edge Type	Drawers	Top colour
-------	-----	-------	-------------	-----------	---------	------------





Image	SKU	Price	Description	Edge Type	Drawers	Top colour
				Performance Edge	with Drawer	Oyster Grey
				Performance Edge	with Drawer	Polar White
				Performance Edge	with Drawer	Sublime Teak
				Performance Edge	with Drawer	Writeable





Image	SKU	Price	Description	Edge Type	Drawers	Top colour
				Performance Edge	without Drawer	Oyster Grey
				Performance Edge	without Drawer	Polar White
				Performance Edge	without Drawer	Sublime Teak
				Performance Edge	without Drawer	Writeable









Image	SKU	Price	Description	Edge Type	Drawers	Top colour
				Rigid Edge	with Drawer	Oyster Grey
				Rigid Edge	with Drawer	Polar White
				Rigid Edge	with Drawer	Sublime Teak
				Rigid Edge	with Drawer	Writeable

Image	SKU	Price	Description	Edge Type	Drawers	Top colour
				Rigid Edge	without Drawer	Oyster Grey
				Rigid Edge	without Drawer	Polar White
				Rigid Edge	without Drawer	Sublime Teak
				Rigid Edge	without Drawer	Writeable

GALLERY IMAGES



PRODUCT DESCRIPTION

A table to suit all needs! Adjustable to 5 heights and an ergonomic design that makes it a comfortable classroom solution for students of all ages.

One table, five heights

The Adjustable Desk with our unique patented Performance Edge™ is a popular choice for all schools. The Performance Edge™ tapered edging reduces pressure on students' forearms caused by leaning

and writing, making them the most comfortable tables around.

Width	Depth	Height
1200mm	600mm	540mm
		585mm
		630mm
		675mm
		720mm



Q Office Furniture
02 63 62 3530
enquiries@qof.com.au
www.qof.com.au